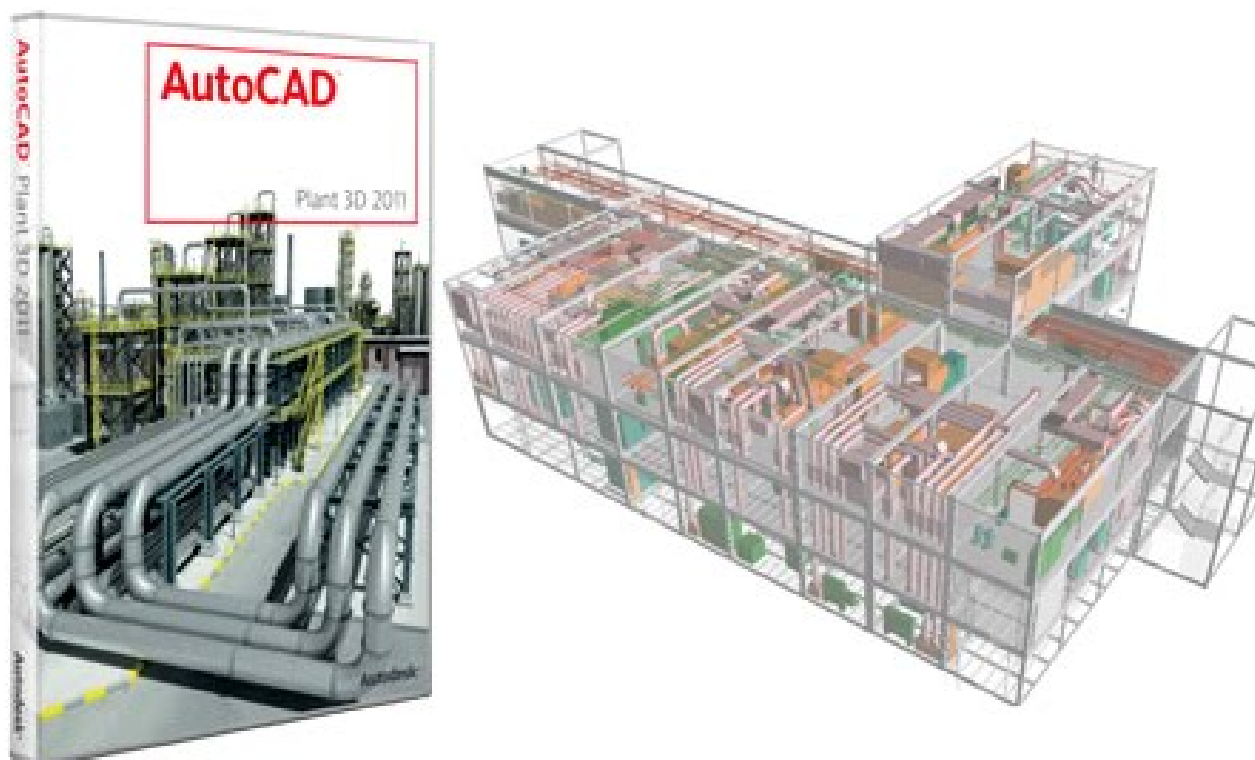



---

xforce keygen 64 bits AutoCAD Plant 3D 2011 descargar



**DOWNLOAD:** <https://tinurli.com/2isv72>


---





File was found and ready to download!  
UPDATED 14 HOURS AGO

Fastest Source: [usenet.nl](#)


Click the **download button** and select one of the found **cloud sources**.

6.4  2865 VIEWS


[Download](#) 

 SECURE SCANNED


You need to [log in](#) before you can post comments.



Navigation



Registration



FAQ

---

So, let's find out how to find a very good Internet Cafe that provides free and reliable Internet access to all. Select the file name that you want to use. Download the file that you have just downloaded from the link provided above. Then, there is a small software called Xforce Keygen 64 Bits AutoCAD Plant 3D 2011 Descargar ##HOT##, which you have to install on your PC.

Install the software and then run it. The software will allow you to complete the registration process. Then, you can use the Internet at a very convenient price. Xforce Keygen 64 Bits AutoCAD Plant 3D 2011 Descargar ##HOT## can be described as one of the most popular software designed for a purpose of quick and easy access to Internet. Using the software you are able to acquire a few features that most Internet cafes don't have. In this article, we would like to share with you all the essential tips about installing and running Xforce Keygen 64 Bits AutoCAD Plant 3D 2011 Descargar ##HOT## and how to get the most out of this Internet software. In order to avoid data loss during the downloading process, you should select the location that is most suitable for you. Downloading files to the external hard drive is a great solution for this purpose. You will not only secure your downloads but also take advantage of a large amount of disk space. Anyway, if you want to download the file to the computer, you can also download it there. But be sure that you will not run out of disk space quickly. Select the file type that you need.

The simplest way to select the file type that you need is to make a search for it on the page containing the Xforce Keygen 64 Bits AutoCAD Plant 3D 2011 Descargar ##HOT## download link. The software will pick up the file that you need and you will be able to download it directly to your computer. The file you have just selected should be decompressed and saved on your hard drive. In most cases, you will not be required to register before you can use Xforce Keygen 64 Bits AutoCAD Plant 3D 2011 Descargar ##HOT## to use the Internet. But, in case you are unable to use the Internet, the registration is essential.

Download a Xforce Keygen 64 Bits AutoCAD Plant 3D 2011 Descargar ##HOT## from a reliable website and save it  
82157476af

[les masques de nyarlathotep pdf download](#)  
[Sonicidad Project 40 Pdf Download alias diapositivas a](#)  
[Autodesk 2013 Xforce Keygen 32 Bit](#)